

Fall 2018 Summary of Student Integration, Persistence, & Satisfaction (SIPS) Survey

SIPS Survey Overview:

Survey developed by the John Gardner Institute and administered by WNC Institutional Research and Effectiveness

Survey dates 11/09/18-12/10/18

Surveys sent via a unique email link to currently enrolled first year (0-29 credits) and second year (30-59 credits) WNC degree-seeking or university-transfer seeking students.


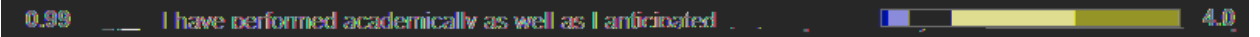

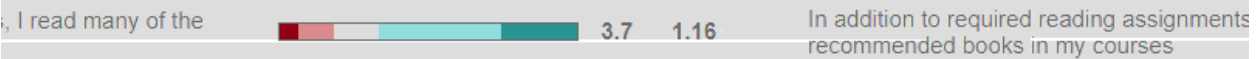
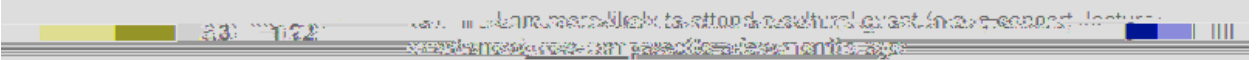
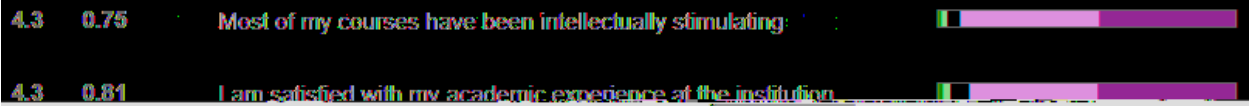
In addition, NO high school, Jump Start, personal interest, adult education, or undecided academic plan students were included.

First and second year students were asked the same 40 questions. The survey took approximately 15-20 minutes to complete. Students in target populations received five emails over four weeks with survey links and information about incentive prizes for participation. One All College email was sent encouraging faculty and staff to remind students about the survey.

24.2% (164 out of 678)

Survey results for 11/7/2018 Upload, 1st yr

(295 responses)

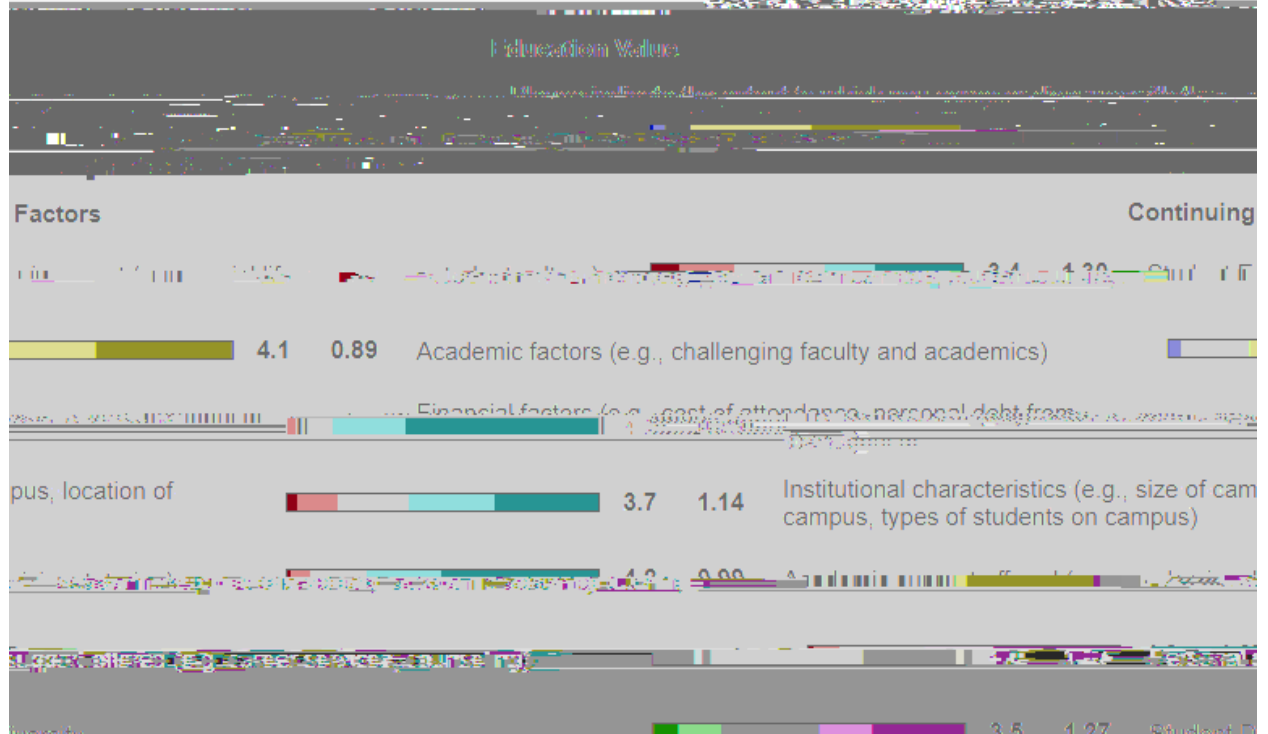


Other Questions / External Influences

Campus Size		4.5	0.72
Location		4.4	0.88
Racial and ethnic composition of campus		4.2	0.88
Economic diversity of campus		4.1	0.92
Sense of community at the institution		4.1	0.97

Work Status (detail)

Rate the extent to which you agree or disagree with the statement: "My employment has positively impacted my education." Please indicate your level of agreement on the following scale:



Student Integration Persistence & Satisfaction Survey

Survey results for 11/7/2018 Upload 3rd yr

Download questions Download survey data

General Questions	Responses	Mean	Std. Dev.
Most of my courses have been intellectually stimulating		4.3	0.79
I am satisfied with my academic experience at the institution		4.2	0.91
I attended a cultural event (e.g. a concert, lecture, or art show) in the last few months		3.1	1.35
I am more likely to attend a cultural event (e.g. a concert, lecture, or art show) now compared to a few months ago		4.2	0.95
I read many of the articles, books, or other materials recommended by my professors		3.5	1.34
In addition to required reading, I read many of the articles, books, or other materials recommended by my professors		3.5	1.34

My interest in ideas and intellectual matters has increased since **4.1 0.89**

My interest in ideas and intellectual matters has increased since **4.5 0.89**

My interest in ideas and intellectual matters has increased since **4.5 0.89**

Getting good grades is important to me **4.7 0.72**

Getting good grades is important to me **4.4 0.90**

My interpersonal relationships with students have positively **3.6 1.18**


I have developed close personal relationships with other students **3.3 1.40**

I have developed close personal relationships with other students **3.3 1.40**

My personal relationships with other students have positively **3.4 1.29**

I have formed new friendships (e.g. outside of class) with students **3.4 1.29**

General Questions



Other Questions / External Influences

Campus Size		4.3	0.90	
Location		4.4	0.95	
Economic diversity of campus		4.0	0.98	Ec
Use of community at the institution		4.0	1.08	Se

Work Status (details)

Please indicate the extent to which you agree or disagree with the following statement:				
Working full-time while attending college is a waste of time		3.2	1.02	Work

Education Value

Please indicate the extent to which you agree or disagree with the following statement:				
Attending college is worth the cost		4.1	0.97	Education Value

Continuing Factors

social life on campus, student culture)		3.0	1.26	Student Environment (e.g.,
Academic preparation (e.g., math, science)		4.1	0.97	Academic preparation (e.g., math,
Financial issues (e.g., cost of attendance, personal debt/income)		4.4	0.65	Financial issues (e.g., cost of attendance,
Academic support offered (e.g., career services, counseling)		3.9	1.16	Personal support offered (e.g., career services,
Student diversity		3.2	1.40	Student Diversity

				42. I am satisfied with my academic advising experiences at the [unclear]		
1.19	43. I am satisfied with the information I received from my [unclear]				3.8	
	s enough time with me to [unclear]	3.6	1.26	44. My academic adviser spend [unclear] understand my needs.		
	ness of the feedback I receive in [unclear] of grades [unclear]	4.0	1.19	45. I am satisfied with the timeli [unclear] my classes such as the postfin [unclear]		
	/ASWN meets my [unclear]			46. The programming offered by Student Life [unclear]		
	se of Canvas in my classes. [unclear]	4.0	1.18	47. I am satisfied with my instructors' u [unclear]		